

## Carmel Area WD (CA) - Facility Influent

Sample collection date: **December 13, 2022**

### SARS-CoV-2 virus in wastewater

**DETECTED**

Virus concentration  
(copies per liter of sewage)

**838,929**

Effective\* virus concentration  
(copies per liter of sewage)

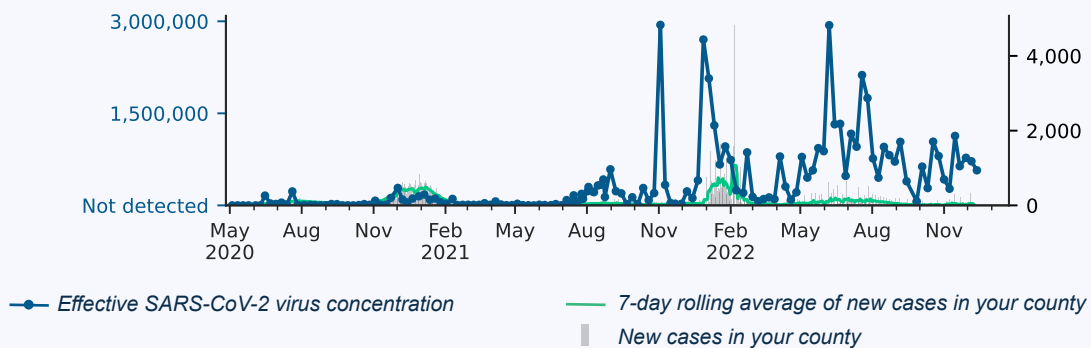
**571,851**

*\*Effective virus concentration value is derived by adjusting the raw virus concentration to account for dilution and other factors.*

### Effective virus concentration over time

Effective SARS-CoV-2 virus concentration (copies / L of sewage)

New cases in county on sampling date



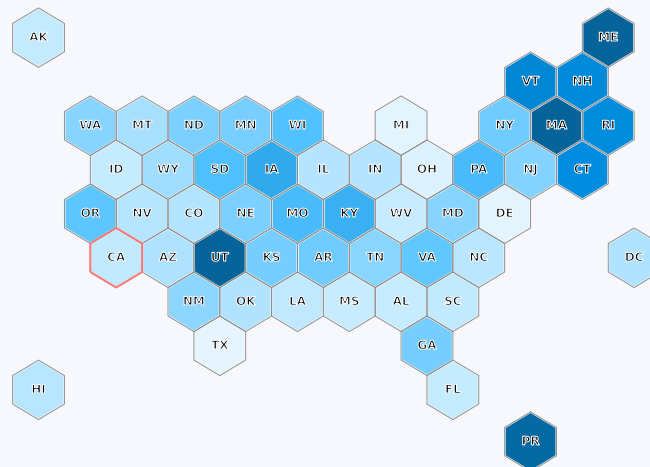
### Overview of effective virus concentration levels

State-level mean of samples (collected in the past 2 weeks)

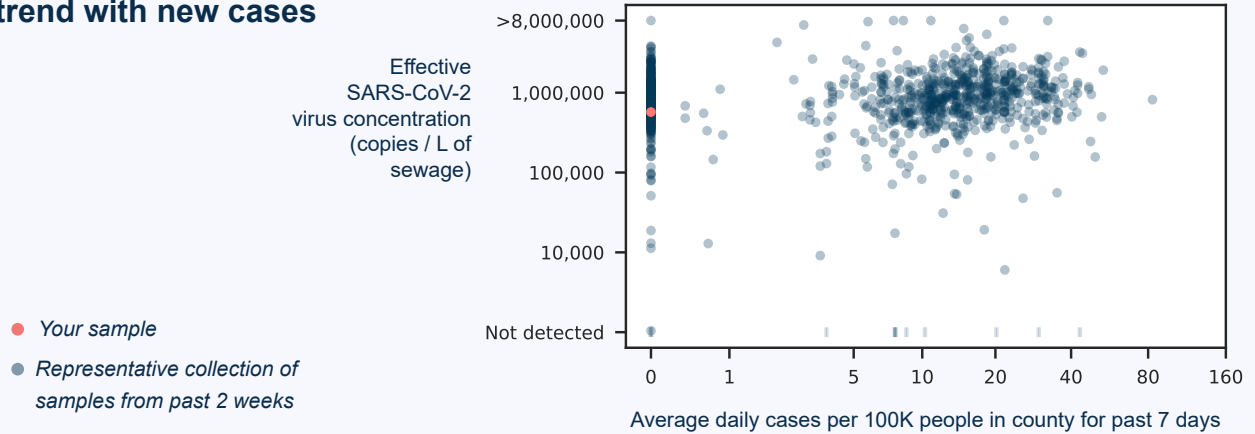
lower higher

Color indicates effective virus concentration level

Your state outlined in red

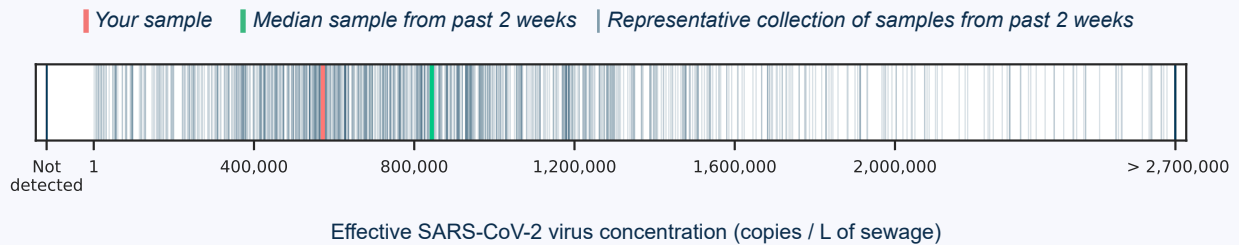


### Effective virus concentrations trend with new cases



### Effective virus concentrations in comparison

Your sample has higher concentration levels than **30%** of all quantifiable samples collected in the past two weeks.



Learn more about Biobot's protocols and methodology by visiting <http://www.biobot.io/covid19-report-notes>