

Carmel Area WD (CA) - Facility Influent

Sample collection date: **July 6, 2021**

SARS-CoV-2 virus in wastewater

DETECTED

Virus concentration
(copies per liter of sewage)

58,619

Normalized* virus concentration
(copies per liter of sewage)

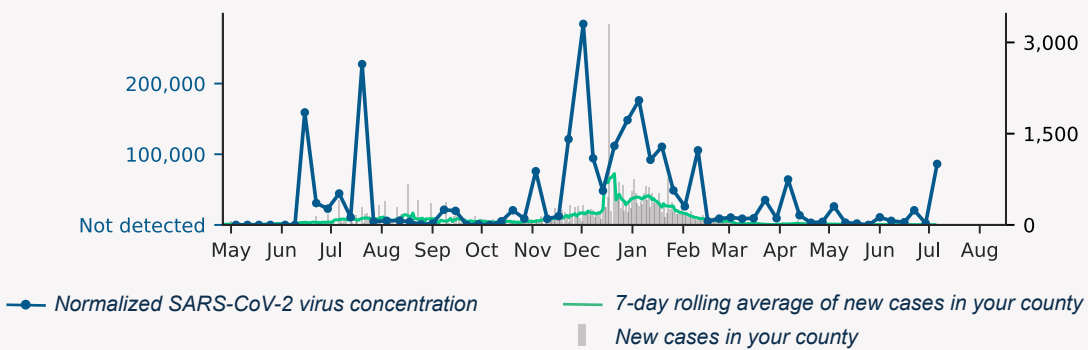
86,325

**Normalized virus concentration value is derived by adjusting the raw virus concentration to the PMMoV fecal marker in order to account for dilution*

Normalized virus concentration over time

Normalized SARS-CoV-2 virus concentration (copies / L of sewage)

New cases in county on sampling date



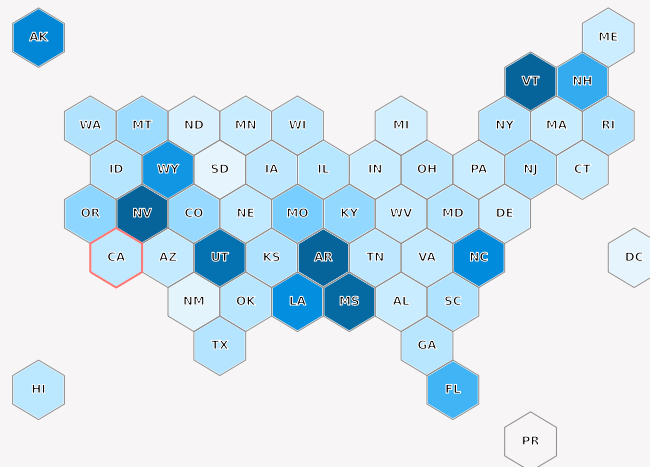
Overview of normalized virus concentration levels

State-level mean of samples
(collected in the past 6 weeks)

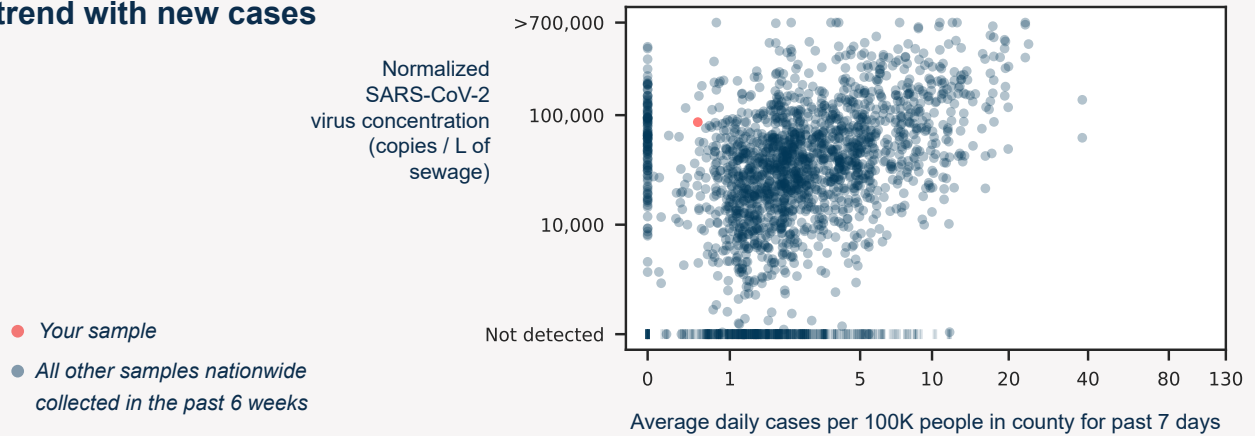
lower higher

Color indicates normalized virus concentration level

Your state outlined in red

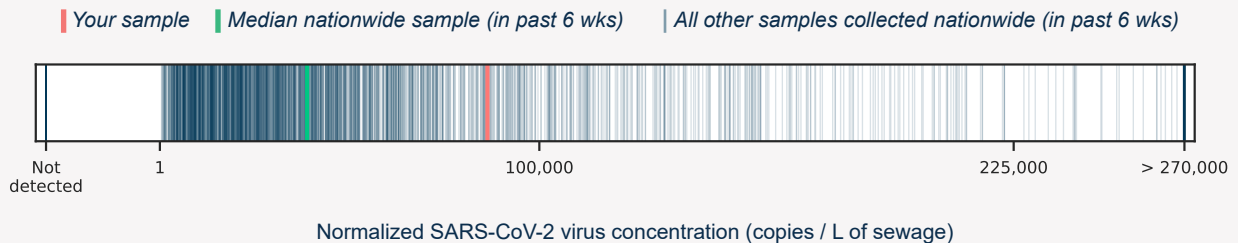


Normalized virus concentrations trend with new cases



Normalized virus concentrations in comparison

Your sample has higher concentration levels than **77%** of all quantifiable samples collected in the past six weeks.



Learn more about Biobot's protocols and methodology by visiting <http://www.biobot.io/hhs-report-notes>

The results in this report may differ from the results provided to you by HHS Protect and submitted to the CDC's National Wastewater Surveillance System. These differences are expected and arise from different approaches to reporting.